

Series 3483

Forged Gate Valve



Valves, Automation & Controls

Features

- Class 800
- Socket weld ends carbon steel or 316L stainless steel
- Threaded ends carbon Steel or 316 stainless steel
- Bolted bonnet
- Rising stem
- NACE MR-0175
- Applicable Standards
 - Basic Design API 602
 - Socket Weld ANSI 16.11
 - Threaded ANSI B1.20.1
 - Test API 598

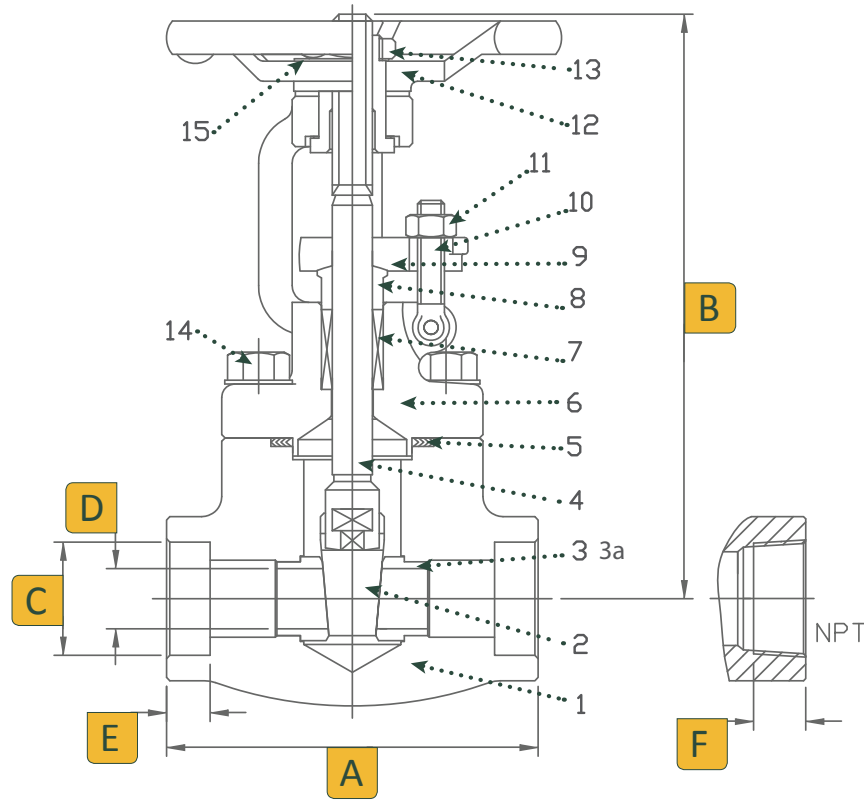


Technical Information

Size	CV	Weight
1/4	3	4.5
3/8	5	4.6
1/2	7	4.4
3/4	14	4.8
1	30	7.8
1-1/4	85	11.8
1-1/2	100	13.5
2	160	21.0

Temperature °F	316L Pressure psi	316 Pressure psi	Carbon Pressure psi
-20 to 100	1600	1920	1975
200	1350	1655	1800
300	1210	1495	1750
400	1100	1370	1690
500	1020	1275	1595
600	960	1205	1460
650	935	1185	1430
700	915	1150	1420
750	895	1130	1345
800	875	1105	1100
850	860	1080	-
900	-	1050	-
950	-	1030	-
1000	-	970	-





Dimensions (Inches)

Size	A	B	C	D	E	F
1/4	3.11	6.54	0.56	0.39	0.39	0.40
3/8	3.11	6.54	0.69	0.39	0.39	0.43
1/2	3.11	6.54	0.85	0.51	0.39	0.54
3/4	3.58	6.65	1.07	0.51	0.51	0.55
1	4.37	7.60	1.33	0.71	0.51	0.69
1-1/4	4.72	9.06	1.68	0.94	0.51	0.71
1-1/2	4.72	9.69	1.92	1.14	0.51	0.72
2	5.51	11.14	2.41	1.44	0.63	0.76

No.	Part Name	Qty	Material
1	Body	1	316L Stainless Steel ASTM A182 or 316 Stainless Steel ASTM A182 or Carbon Steel ASTM A105
2	Disc	1	316 Stainless Steel or 410 Stainless Steel*
3	Seat Ring	2	316 Stainless Steel or 410 Stainless Steel*
3a	Seat	1	Stellite
4	Stem	1	316 Stainless Steel or 410 Stainless Steel*
5	Gasket	1	316 + Graphite or 304 + Graphite*
6	Bonnet	1	316L Stainless Steel or Carbon Steel ASTM A105*
7	Packing	1	Graphite
8	Packing Flange	1	316 Stainless Steel or 410 Stainless Steel*
9	Gland Flange	1	304 Stainless Steel or Carbon Steel ASTM A105*
10	Gland Studs	2	B8M Steel or 410 Stainless Steel*
11	Gland Nut	2	Gr8M Steel or 2HM Steel ASTM A194*
12	Hand Wheel	1	Carbon Steel
13	Hand Wheel Nut	1	Carbon Steel
14	Body Bolt	1	B8M Steel or B7M Steel ASTM A193*
15	Name Plate	1	Aluminum

* Used on Carbon Steel Valves

Ordering

Fig: 1/2 - 3483 - 6 - TE

Description: 1/2" - Series 3483 - 316 Stainless Steel - Threaded Ends

Size	Series	Body	Ends
1/4	3483	4 Carbon Steel (Trim 8)	TE Threaded
3/8		6 Stainless Steel (Trim 12)	SW Socket Weld
1/2			
3/4			
1			
1-1/4			
1-1/2			
2			

Due to continuous development of our product range, we reserve the right to change the dimensions and information for this product as required.

Series 4483

Forged Globe Valve



Valves, Automation & Controls

Features

- Class 800
- Socket weld ends carbon steel or 316L stainless steel
- Threaded ends carbon Steel or 316 stainless steel
- Bolted bonnet
- Rising stem
- NACE MR-0175
- Applicable Standards
 - Basic Design API 602
 - Socket Weld ANSI 16.11
 - Threaded ANSI B1.20.1
 - Test API 598

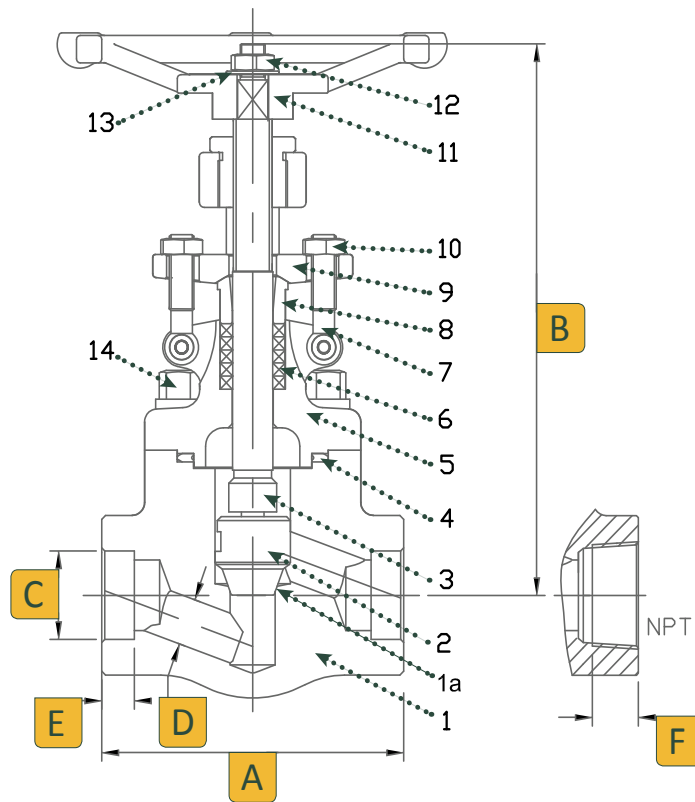


Technical Information

Size	Cv	Weight
1/4	2	2.2
3/8	3	2.3
1/2	3	2.2
3/4	4	2.4
1	6	3.6
1-1/4	14	6.0
1-1/2	14	7.5
2	33	12.5

Temperature °F	316L	316	Carbon
	Pressure	Pressure	Pressure
	psi	psi	psi
-20 to 100	1600	1920	1975
200	1350	1655	1800
300	1210	1495	1750
400	1100	1370	1690
500	1020	1275	1595
600	960	1205	1460
650	935	1185	1430
700	915	1150	1420
750	895	1130	1345
800	875	1105	1100
850	860	1080	-
900	-	1050	-
950	-	1030	-
1000	-	970	-





Dimensions (Inches)

Size	A	B	C	D	E	F
1/4	3.11	6.53	0.56	0.24	0.39	0.40
3/8	3.11	6.53	0.69	0.28	0.39	0.43
1/2	3.11	6.53	0.85	0.39	0.39	0.54
3/4	3.58	6.89	1.07	0.51	0.51	0.55
1	3.94	8.11	1.33	0.71	0.51	0.69
1-1/4	4.72	8.98	1.68	0.87	0.51	0.71
1-1/2	5.98	10.31	1.92	1.18	0.51	0.72
2	6.77	11.81	2.41	1.38	0.63	0.76

No.	Part Name	Qty	Material
1	Body	1	316L Stainless Steel ASTM A182 or 316 Stainless Steel ASTM A182 or Carbon Steel ASTM A105
1a	Seat	1	Stellite
2	Disc	1	316 Stainless Steel or 410 Stainless Steel*
3	Stem	1	316 Stainless Steel or 410 Stainless Steel*
4	Gasket	1	316 + Graphite or 304 + Graphite*
5	Bonnet	1	316L Stainless Steel or Carbon Steel ASTM A105
6	Packing	4	Graphite
7	Gland Studs	2	B8M Steel or 410 Stainless Steel*
8	Packing Gland	1	316 Stainless Steel or 2HM Steel ASTM A194*
9	Gland Flange	1	304 Stainless Steel or Carbon Steel ASTM A105*
10	Gland Nut	2	Gr8 Steel or 2HM Steel ASTM A194*
11	Hand Wheel	1	Carbon Steel
12	Hand Wheel Nut	1	Carbon Steel
13	Name Plate	1	Aluminum
14	Body Bolt	4	B8M Steel ASTM A193 or B7M Steel ASTM A193*

* Used on Carbon Steel Valves

Ordering

Fig: 1/2 - 4483 - 6 - TE

Description: 1/2" - Series 4483 - 316 Stainless Steel - Threaded Ends

Size	Series	Body		Ends	
1/4	4483	4	Carbon Steel (Trim 8)	TE	Threaded
3/8		6	Stainless Steel (Trim 12)	SW	Socket Weld
1/2					
3/4					
1					
1-1/4					
1-1/2					
2					

Due to continuous development of our product range, we reserve the right to change the dimensions and information for this product as required.

Series 2483

Forged Piston Check Valve



Valves, Automation & Controls

Features

- Class 800
- Socket weld ends carbon steel or 316L stainless steel
- Threaded ends carbon Steel or 316 stainless steel
- Bolted bonnet
- NACE MR-0175
- Applicable Standards
 - Basic Design API 602
 - Socket Weld ANSI 16.11
 - Threaded ANSI B1.20.1
 - Test API 598

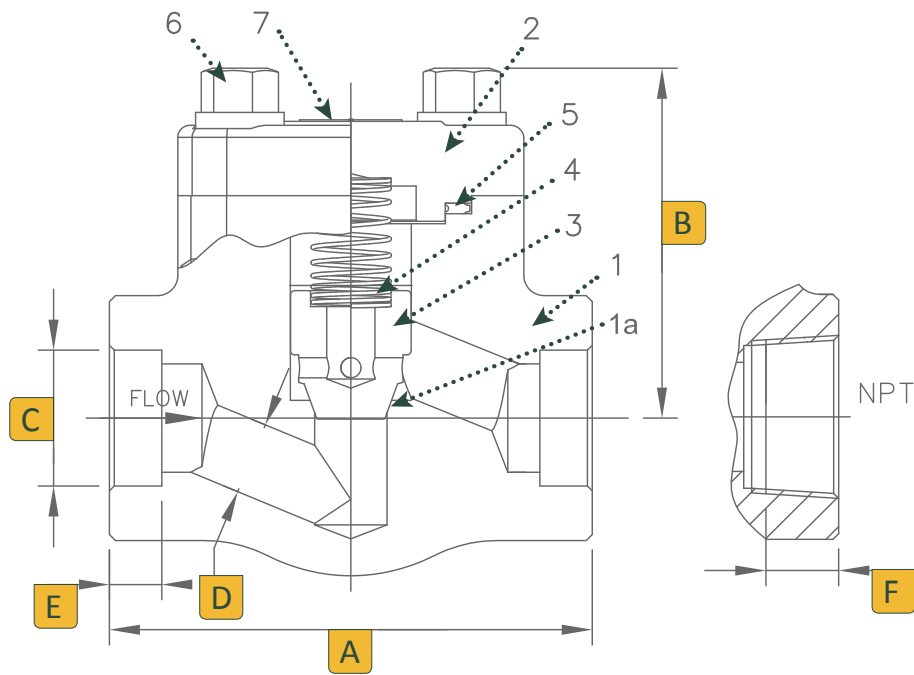


Technical Information

Size	Cv	Weight
1/4	1.5	3.4
3/8	2	3.3
1/2	2	3.3
3/4	3	3.9
1	6	5.8
1-1/4	14	9.2
1-1/2	14	9.2
2	25	23.1



Temperature °F	316L Pressure psi	316 Pressure psi	Carbon Pressure psi
-20 to 100	1600	1920	1975
200	1350	1655	1800
300	1210	1495	1750
400	1100	1370	1690
500	1020	1275	1595
600	960	1205	1460
650	935	1185	1430
700	915	1150	1420
750	895	1130	1345
800	875	1105	1100
850	860	1080	-
900	-	1050	-
950	-	1030	-
1000	-	970	-



Dimensions (Inches)

Size	A	B	C	D	E	F
1/4	3.11	2.40	0.55	0.24	0.39	0.40
3/8	3.11	2.40	0.69	0.28	0.39	0.43
1/2	3.11	2.40	0.85	0.39	0.39	0.53
3/4	3.58	2.40	1.07	0.51	0.51	0.55
1	4.37	3.07	1.33	0.71	0.51	0.69
1-1/4	4.72	3.23	1.68	0.87	0.51	0.71
1-1/2	5.98	4.02	1.92	1.18	0.51	0.72
2	6.77	4.72	2.40	1.38	0.63	0.76

No.	Part Name	Qty	Material
1	Body	1	316L Stainless Steel ASTM A182 or 316 Stainless Steel ASTM A182 or Carbon Steel ASTM A105
1A	Seat Surface	1	Stellite
2	Cover	1	316L Stainless Steel or Carbon Steel ASTM A105*
3	Piston	1	316 Stainless Steel or 410 Stainless Steel *
4	Spring	1	316 Stainless Steel or 304 Stainless Steel*
5	Gasket	1	316 + Graphite or 304 + Graphite*
6	Body Bolt	4	B8M Steel ASTM A193 or B7M Steel ASTM A193*
7	Name Plate	1	Aluminum

* Used on Carbon Steel Valves

Ordering

Fig: 1/2 - 2483 - 6 - TE

Description: 1/2" - Series 2483 - 316 Stainless Steel - Threaded Ends

Size	Series	Body	Ends
1/4	2483	4 Carbon Steel (Trim 8)	TE Threaded
3/8		6 Stainless Steel (Trim 12)	SW Socket Weld
1/2			
3/4			
1			
1-1/4			
1-1/2			
2			

Due to continuous development of our product range, we reserve the right to change the dimensions and information for this product as required.

Series 24834SC & 24836SC

Forged Swing Check Valve

Features

- Class 800
- Socket weld ends carbon steel or 316L stainless steel
- Threaded ends carbon Steel or 316 stainless steel
- Bolted bonnet
- NACE MR-0175
- Applicable Standards
 - Basic Design API 602
 - Socket Weld ANSI 16.11
 - Threaded ANSI B1.20.1
 - Test API 598

Technical Information

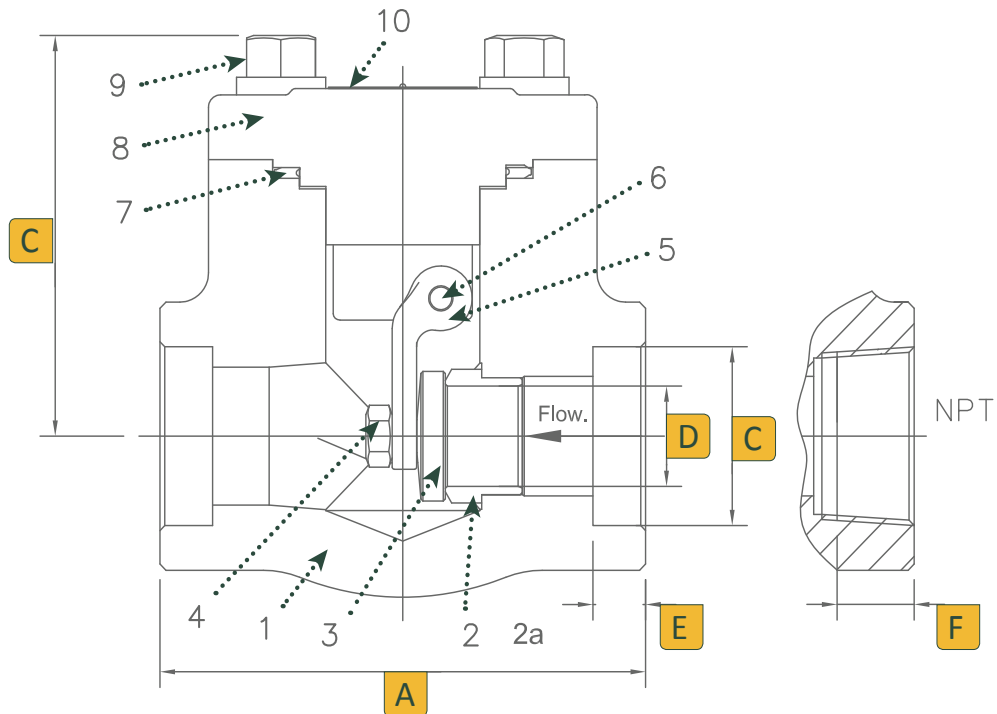
Size	Cv	Weight
1/4	5	3.6
3/8	6	3.3
1/2	9	3.3
3/4	10	4.0
1	22	5.6
1-1/4	55	9.3
1-1/2	59	9.3
2	82	16.1

Temperature °F	316L Pressure psi	316 Pressure psi	Carbon Pressure psi
-20 to 100	1600	1920	1975
200	1350	1655	1800
300	1210	1495	1750
400	1100	1370	1690
500	1020	1275	1595
600	960	1205	1460
650	935	1185	1430
700	915	1150	1420
750	895	1130	1345
800	875	1105	1100
850	860	1080	-
900	-	1050	-
950	-	1030	-
1000	-	970	-



Valves, Automation & Controls





Dimensions (Inches)

Size	A	B	C	D	E	F
1/4	3.11	2.40	0.55	0.39	0.39	0.40
3/8	3.11	2.40	0.69	0.39	0.39	0.43
1/2	3.11	2.40	0.85	0.51	0.39	0.53
3/4	3.58	2.40	1.07	0.51	0.51	0.55
1	4.37	3.07	1.33	0.71	0.51	0.69
1-1/4	4.72	3.23	1.68	0.94	0.51	0.71
1-1/2	4.72	4.02	1.92	1.14	0.51	0.72
2	5.51	4.72	2.40	1.44	0.63	0.76

No.	Part Name	Qty	Material
1	Body	1	316L Stainless Steel ASTM A182 or 316 Stainless Steel ASTM A182 or Carbon Steel ASTM A105
2	Seat Ring	1	316 Stainless Steel or 410 Stainless Steel*
2A	Seat	1	Stellite
3	Disc	1	316 Stainless Steel or 410 Stainless Steel*
4	Nut	1	8M Steel ASTM A194 or 2HM Steel ASTM A194*
5	Swing Arm	1	316 Stainless Steel or 410 Stainless Steel*
6	Dowel	1	316 Stainless Steel or 410 Stainless Steel*
7	Gasket	1	316 + Graphite or 304 + Graphite*
8	Cover	1	316L Stainless Steel or Carbon Steel ASTM A105*
9	Body Bolt	1	B8M Steel ASTM A193 or B7M Steel ASTM A193*
10	Name Plate	1	Aluminum

* Used on Carbon Steel Valves

Ordering

Fig: 1/2 - 24836SC - TE

Description: 1/2" - 316 Stainless Steel Series 24836SC - Threaded Ends

Size	Series / Body	Ends
1/4	24834SC Carbon Steel (Trim 8)	TE Threaded
3/8	24836SC Stainless Steel (Trim 12)	SW Socket Weld
1/2		
3/4		
1		
1-1/4		
1-1/2		
2		